

# Sorting Shapes


Using a Carroll Diagram



# What is a Carroll Diagram?

	blue	not blue
square		
not square		

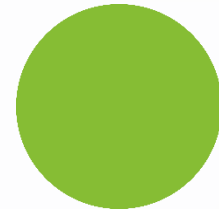



A Carroll diagram is a way of sorting objects, numbers and shapes. It looks like a table and has different criteria for you to sort with.



Click on the shapes

# Where do you think these shapes will fit in the Carroll diagram?

	yellow	not yellow
circle		
not circle		




Click on the shapes

# Where do you think these shapes will fit in the Carroll diagram?

	quadrilateral	not quadrilateral
orange		
not orange		



Sometimes there will be more than one shape in each box. Some boxes may even be empty.



Click on the shapes

# Where do you think these shapes will fit in the Carroll diagram?

	has at least one curved side	no curved sides
green		
not green		



Click on the shapes

How could you sort these shapes using a Carroll diagram?